

iroda®

Turbo-Lite Sport

Model MJ-101LED

SPECIFICATIONS:

MJ-101LED Turbo-Lite Sport	
Outer Body Measurements	74.2 (H) x 23.2(W) x 35.7(L)mm
Weight (w / o fuel)	67g (empty)
Fuel	Butane
Hours of nonstop Burning	30 Minutes
Flame Temperature	1300°C (blue flame)

INSTRUCTIONS

FILLING

1. To fill turn MJ-101LED with filling valve (1.) facing upward.
2. Press nozzle of Butane Fuel can into filling valve until you can see the fuel fill to about 3/4 or more full.
3. Allow the fuel inside MJ-101LED to equalize for about 5 minutes, or warm in hands to make this occur more rapidly.

TO USE

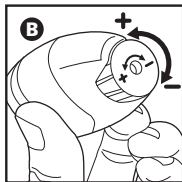
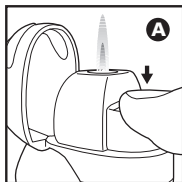
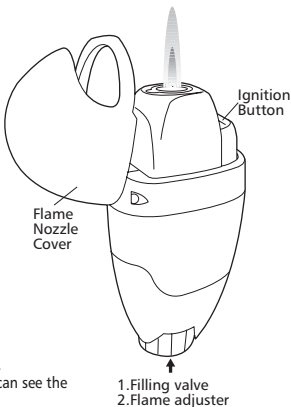
1. Push down slowly on Ignition Button (A).
2. To adjust the flame, use the Flame Adjuster Wheel (2) and turn in COUNTERCLOCKWISE (left) direction to increase flame size or CLOCKWISE (right) to decrease flame size(B).
3. Note that if Flame Adjuster is set too high or too low, that MJ-101LED may not light, since even high fuel flow will prevent ignition.
4. To turn off, simply release thumb from Ignition Button (A).
5. Close Flame Nozzle Cover to protect nozzle. PLEASE NOTE that the Flame Nozzle Cover is not designed to turn off flame. Do not close Flame Nozzle Cover while MJ-101LED is lit.

WARNINGS:

- Read instructions before use.
- Do not ignite or use near an open flame, heater, furnace, or combustible material.
- Do not touch the flame cover during use, or before sufficient time has passed for cooling.
- Always be sure the unit is cool before storing.
- Store properly when not in use, Keep in a dry place, out of direct sunlight and out of the reach of children.
- Do not attempt to readjust or repair the Turbo-Lite. Unit is not user serviceable.
- Do not use continuously for more than five (5) minutes.

CAUTION:

The torch flame is almost invisible in daylight, or in strong light.



Taiwan

